



## Commercial Aspen Series

### Design Choices, Style, Quality


When you are looking for that perfect, new door for your project, look no further than Raynor's Commercial Aspen™ Series. With all the design choices Commercial Aspen™ offers, you are sure to find the perfect combination that will enhance your home's curb appeal and value.

# AP200C

The flagship model of the Raynor Aspen Series is the elegant AP200C. Beautiful and strong, the Aspen AP200C is 2" thick and features Raynor's NeuFoam™ polyurethane insulation that fills 100% of the interior cavity resulting in an 18.0 R-value.



## Pick your **PANEL**




### Recessed Ranch

Solid Colors Available:

White, Almond, Desert Tan, Sandstone, Bronze, Brown, Slate, Black

Woodtones Available:

Painted Mocha, Painted Auburn



### Raised Ranch

Solid Colors Available:

White, Almond, Desert Tan, Sandstone, Bronze, Brown, Slate, Charcoal, Black

Woodtones Available:

Distinct Finish Auburn, Driftwood & Mocha, Painted Walnut




### Recessed Ranch Grooved

Solid Colors Available:

White, Almond, Desert Tan, Sandstone, Bronze, Brown, Charcoal, Black

Woodtones Available:

Distinct Finish Auburn, Driftwood & Mocha, Painted Walnut



### Flush

Solid Colors Available:

White, Almond, Desert Tan, Sandstone, Bronze, Brown, Slate, Charcoal, Black

Woodtones Available:

Painted Auburn, Painted Mocha, Painted Walnut



### Raised Colonial

Solid Colors Available:

White, Almond, Desert Tan, Sandstone, Bronze, Brown, Slate, Charcoal, Black

Woodtones Available:

Distinct Finish Auburn, Driftwood & Mocha, Painted Walnut



### Recessed Colonial Grooved

Solid Colors Available:

White, Almond, Desert Tan, Sandstone, Bronze, Brown, Charcoal, Black

Woodtones Available:

Distinct Finish Auburn, Driftwood & Mocha, Painted Walnut



### Mixed Panel

Solid Colors Available:

White, Almond, Desert Tan, Sandstone, Bronze, Brown, Slate\*, Charcoal, Black

Woodtones Available:

Distinct Finish Auburn, Driftwood & Mocha, Painted Walnut



### Plank

Solid Colors Available:

White, Almond, Desert Tan, Sandstone, Bronze, Brown, Slate, Charcoal, Black

Woodtones Available:

Painted Auburn, Painted Mocha, Painted Walnut


*\*Available on raised mixed panel only*

## Pick your **GLASS**


All of our windows are tightly sealed to keep the elements out of your garage. Choose from either clear, obscure or satin glass styles.




**Clear**



**Obscure**




**Satin**



## Pick your **COLOR**

### Solid Color Options




### Distinct Finish Woodtones Options

Oak woodgrain patterns run vertical between the embossed panels and horizontal with the rails to deliver a distinct, true grain appearance.



### Painted Woodtone Options

Featuring a single directional woodgrain pattern that runs uniform across the entire width of the door.



### Optional Post Paint Finish




Raynor's ColorWave™ features Sherwin-Williams® next generation post paint system for your garage door. With 1,500 colors to choose from, home and business owners can couple this elite paint system with state of the art Raynor manufacturing to craft the perfect look for their home or project.

*The swatches shown on monitors and printed materials may vary from the actual color. For a true representation of the color, visit your local Raynor Dealer.*

## Pick your **WINDOW**

### Snap-In Inserts



# AP138C

For reliability, Raynor Aspen AP138C residential garage door is the perfect choice. The Aspen AP138C is 1-3/8" thick with an R-value of 13.0. The AP138C incorporates the same NeuFoam™ as the AP200C.



## Pick your **PANEL**




### Recessed Ranch

Solid Colors Available:

White, Almond, Desert Tan, Sandstone, Bronze, Brown, Slate, Black

Woodtones Available:

Painted Mocha, Painted Auburn



### Raised Ranch

Solid Colors Available:

White, Almond, Desert Tan, Sandstone, Bronze, Brown, Slate, Charcoal, Black

Woodtones Available:

Distinct Finish Auburn, Driftwood & Mocha, Painted Walnut




### Recessed Ranch Grooved

Solid Colors Available:

White, Almond, Desert Tan, Sandstone, Bronze, Brown, Charcoal, Black

Woodtones Available:

Distinct Finish Auburn, Driftwood & Mocha, Painted Walnut



### Flush

Solid Colors Available:

White, Almond, Desert Tan, Sandstone, Bronze, Brown, Slate, Charcoal, Black

Woodtones Available:

Painted Auburn, Painted Mocha, Painted Walnut



### Raised Colonial

Solid Colors Available:

White, Almond, Desert Tan, Sandstone, Bronze, Brown, Slate, Charcoal, Black

Woodtones Available:

Distinct Finish Auburn, Driftwood & Mocha, Painted Walnut



### Recessed Colonial Grooved

Solid Colors Available:

White, Almond, Desert Tan, Sandstone, Bronze, Brown, Charcoal, Black

Woodtones Available:

Distinct Finish Auburn, Driftwood & Mocha, Painted Walnut



### Mixed Panel

Solid Colors Available:

White, Almond, Desert Tan, Sandstone, Bronze, Brown, Slate\*, Charcoal, Black

Woodtones Available:

Distinct Finish Auburn, Driftwood & Mocha, Painted Walnut



### Plank

Solid Colors Available:

White, Almond, Desert Tan, Sandstone, Bronze, Brown, Slate, ---Charcoal, Black

Woodtones Available:

Painted Auburn, Painted Mocha, Painted Walnut


*\*Available on raised mixed panel only*

## Pick your **GLASS**


All of our windows are tightly sealed to keep the elements out of your garage. Choose from either clear, obscure or satin glass styles.



**Clear**



**Obscure**




**Satin**



## Pick your **COLOR**

### Solid Color Options




### Distinct Finish Woodtones Options

Oak woodgrain patterns run vertical between the embossed panels and horizontal with the rails to deliver a distinct, true grain appearance.



### Painted Woodtone Options

Featuring a single directional woodgrain pattern that runs uniform across the entire width of the door.



### Optional Post Paint Finish




Raynor's ColorWave™ features Sherwin-Williams® next generation post paint system for your garage door. With 1,500 colors to choose from, home and business owners can couple this elite paint system with state of the art Raynor manufacturing to craft the perfect look for their home or project.

*The swatches shown on monitors and printed materials may vary from the actual color. For a true representation of the color, visit your local Raynor Dealer.*


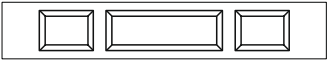
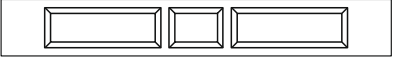
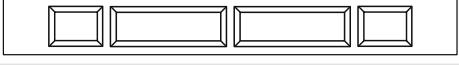
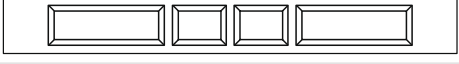

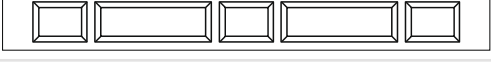
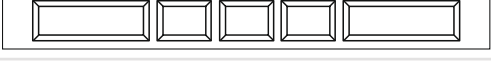
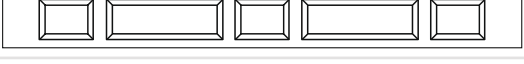
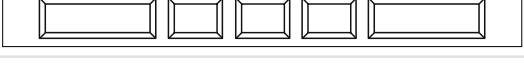









## Pick your **WINDOW**

### Snap-In Inserts



# AP138C & AP200C Mixed Panel Patterns

The mixed panel pattern combines ranch and colonial panels either in raised or recessed grooved embossments, giving your new Commercial Aspen™ door a unique look with one of a kind curb appeal.

Pattern #	Design	Door Width
MP-1		8' 0"
		8' 6"
MP-1		8' 6 1/8"
		9' 11 7/8"
MP-2		10' 0"
		11' 11 7/8"
MP-3		12' 0"
		13' 11 7/8"
MP-4		12' 0"
		13' 11 7/8"
MP-5		12' 0"
		13' 11 7/8"
MP-10		14' 0"
		14' 11 7/8"
MP-11		14' 0"
		14' 11 7/8"
MP-10		15' 0"
		15' 11 7/8"
MP-11		15' 0"
		15' 11 7/8"
MP-14		16' 0"
		17' 7 7/8"
MP-15		16' 0"
		17' 7 7/8"
MP-6		16' 0"
		17' 7 7/8"
MP-7		16' 0"
		17' 7 7/8"
MP-8		16' 0"
		17' 7 7/8"
MP-9		16' 0"
		17' 7 7/8"
MP-12		17' 8"
		19' 9 7/8"
MP-13		17' 8"
		19' 9 7/8"
MP-16		19' 10"
		20' 0"

# Product Benefits Exclusive to Raynor



## **WEATHERLOCK™**

Raynor's thermally efficient WeatherLock system is designed for the harshest climates. Our proprietary WeatherLock™ section joint has a continuous thermal break and air seal between steel sections. This modified tongue-in-groove joint provides exceptional strength, while effectively locking out both air and water infiltration into the garage's interior.



## **TRUBALANCE™**

Doors equipped with our patent pending TruBalance drum system are 87% easier to operate manually and provide you with a peace of mind knowing you can safely and easily manually operate your garage door in emergency situations. This counter balance system comes standard on doors up to 8' high with oversized windows in the top section.



## **NEUFOAM™**

State of the art high-density NeuFoam™ polyurethane insulation delivers maximum structural integrity and door strength. Combine our state of the art insulation material with our proprietary WeatherLock™ section joint design and you get the industry's most energy efficient door.



## **LIMITED LIFETIME WARRANTY**

Dedicated to customer satisfaction, Raynor doors carry a "For as Long as You Own Your Home" limited section warranty against rust. Upgrade your hardware and spring components to the EnduraCote™ options which warrants all hardware and spring components against defects in material and workmanship for as long as your own your home.



## **AUTHORIZED DEALER NETWORK**

When you select Raynor, you're not just getting a superior garage door - you're also getting professional garage door installation and service expertise. Trust your Raynor garage door to someone who knows it better than anyone else, your professional Raynor Dealer.

# Commercial Operators

Raynor's ControlHoist™ (with solid state logic board control) operators are available in a variety of motor, voltage, and phase combinations for any commercial or industrial application. Contact your local Raynor Authorized Dealer to select the operator and accessories that are suited for your door's size and usage.



ControlHoist™ 2.0

# Raynor Door Options

Raynor also offers a full line of sectional, rolling, fire, high performance and traffic doors, as well as, security grilles. See your Raynor Dealer or visit [www.raynor.com](http://www.raynor.com) for more information.



TM300




RC300HD



DuraGrille

## Follow Us



P.O. Box 448, 1101 East River Rd.  
Dixon, IL 61021-0448  
1-800-4-RAYNOR (472-9667)

Exclusively Distributed by: